



## FEATURES

- An inspeXtor Platform Compatible Fixture Powered by Cisco using PoE (Power over Ethernet) Cabling
- The inspeXtor Platform is a PoE Lighting Management System providing Building Automation and Data Collection
- PoE Systems are Safe and Efficient Low Voltage Platforms
- Complete with Integrated Sensor
- Ideal for Commerical Campuses, Conference and Meeting Rooms, Data Centers, Offices, and Healthcare Facilities



PROJECT:

TYPE:

NOTES:

### ORDERING CODE

MHTi-PAN-SC — [ ] — [ ] — [ ] — [ ]  
 Model                      Size & Wattage                      CCT                      Mounting                      Options

### EXAMPLE

MHTi-PAN-SC — 2X2-28E — 35K — RM — EB

#### Series:

MHTi-PAN-SC

#### Size & Wattage:

2X2-28E - 28W 2x2 Panel  
 1X4-28E - 28W 1x4 Panel  
 2X4-28E - 28W 2x4 Panel  
 2X4-48E - 48W 2x4 Panel

#### Color Temperatures:

3K - 3000K  
 35K - 3500K  
 4K - 4000K  
 5K - 5000K

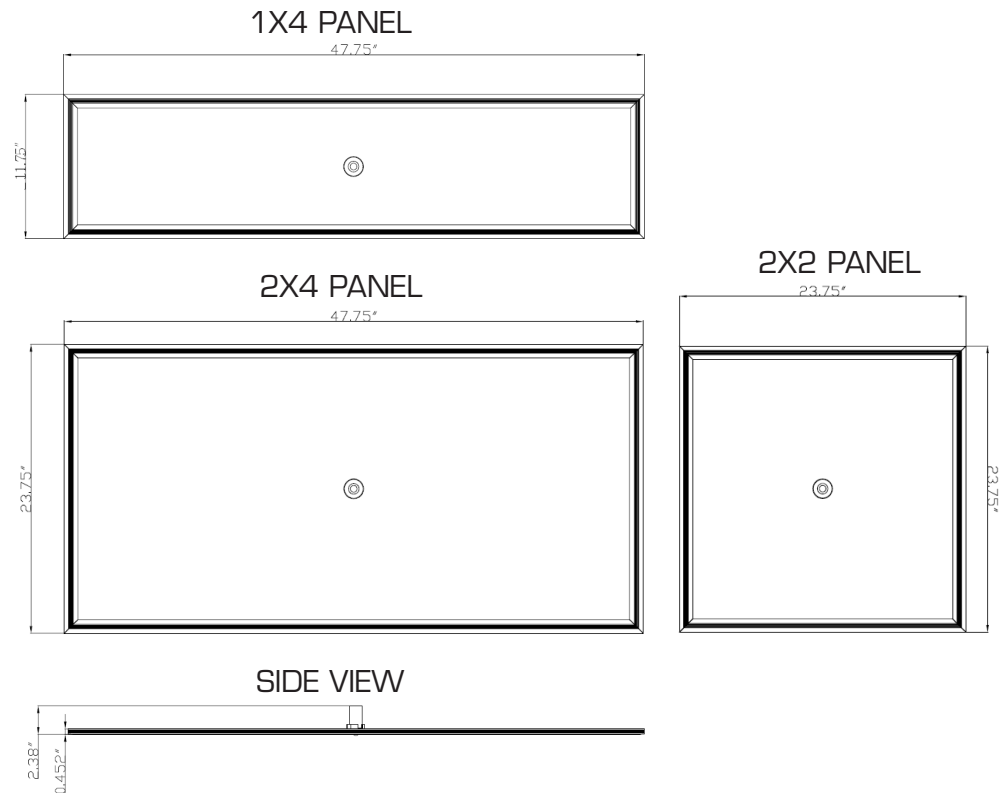
#### Mounting Options:

SM - Surface Mount Kit  
 RM - Recessed Grid Mount  
 AC - Suspended Cable Mount

#### Options:

EM - Emergency Battery Back  
 IS - Integrated Sensor

## DIMENSIONS:



Manufactured in the USA

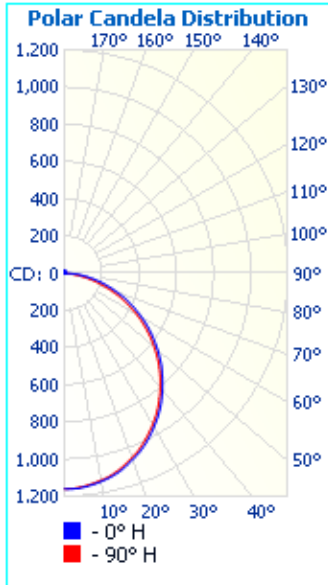
Toll Free **888-511-7780** • [www.inspeXtor.com](http://www.inspeXtor.com)



## PHOTOMETRICS:

### MHTi-PAN-SC-2X4-28E

Luminaire Output: 3,206 lumens, 28 Watts



	Center Beam fc	Beam Width	
1.5ft	517 fc	4.1 ft	4.1 ft
3.0ft	129 fc	8.2 ft	8.3 ft
4.5ft	57.5 fc	12.3 ft	12.4 ft
6.0ft	32.3 fc	16.4 ft	16.5 ft
7.5ft	20.7 fc	20.5 ft	20.7 ft
9.0ft	14.4 fc	24.5 ft	24.8 ft

■ Vert. Spread: 107.5°  
■ Horiz. Spread: 108.1°

## FIXTURE PERFORMANCE:

MODEL	MAX WATTAGE	LUMEN
MHTi-PAN-SC-2X2-28E-35K	28W	3,000
MHTi-PAN-SC-1X4-28E-35K	28W	3,000
MHTi-PAN-SC-2X4-28E-35K	28W	3,200
MHTi-PAN-SC-2X4-48E-35K	48W	5,200

## SPECIFICATIONS

**Housing:** Extruded Aluminum Construction

**Lens:** Durable and Efficient White Acrylic Diffuser Providing Full and Even Illumination Across the Diffuser

**Electrical:** Integrated PoE Low Voltage Driver Node. Optional Integrated Motion Sensor and Emergency Battery Backup.

**Mounting:** Standard Grid Mount/Ceiling Surface Mount Kit/Suspended Cable Mount Kit

**Warranty:** 10-Year Warranty

**Initial Delivered Lumens:** 3,000 - 5,200 Lumens

**Max Input Power:** 28W/48W

**CRI:** > 80

**CCT:** 3000K/3500K/4000K/5000K

**L70 Lifetime:** >50,000 Hours


**Rated Lifespan:** >100,000 Hours

### Dimensions:

2x2: 23.75" x 23.75" x 2.38"

1x4: 11.75" x 47.75" x 2.38"

2x4: 23.75" x 47.75" x 2.38"



- All Products are ETL Listed and Assembled in ISO9000/1 Certified US Facility
- Fixtures carry a limited 10-year Warranty (See Warranty Terms and Conditions)
- Every Product is Quality Tested and Inspected Prior to Shipment
- Proudly Manufactured in the USA

### inspeXtor Plant Operations

1961 Richmond Terrace  
Staten Island, New York 10302  
Tel: (718) 524-4370  
Fax: (718) 524-4390

### West Coast Operations

2285 Michael Faraday Drive  
Suite 10  
San Diego, California 92154  
Tel: (619) 661-0600

[www.inspeXtor.com](http://www.inspeXtor.com)

**888-511-7780**

Rev Date: June 2019