

FEATURES

- An inspeXtor Platform Compatible Fixture Powered by Cisco using PoE (Power over Ethernet) Cabling
- The inspeXtor Platform is a PoE Lighting Management System providing Building Automation and Data Collection
- PoE Systems are Safe and Efficient Low Voltage Platforms
- Linear Suspended LED Fixture Complete with Integrated Sensor
- Ideal for Corporate Campuses, Education, Retail, and Healthcare Facilities

PROJECT:

TYPE:

NOTES:

ORDERING CODE

MHTi-CUBE-SC

Model

Size & Wattage

CCT

Mounting

Options

EXAMPLE

MHTi-CUBE-SC

4-28

35K

AC

EM

Series:

MHTi-CUBE-SC

Size & Wattage:

4-28E - 4FT - 28W

8-48E - 8FT - 48W

Color Temperatures:

3K - 3000K

35K - 3500K

4K - 4000K

5K - 5000K

AT - 3000K to 5000K

Mountings:

AC - Suspended Cable (Standard 3FT)

PM - 3/8" Threaded Rod Pendant

SM - Ceiling Surface Mount

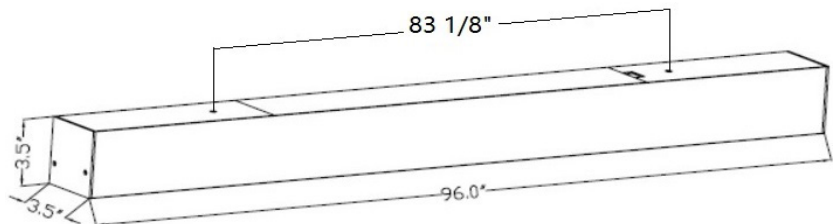
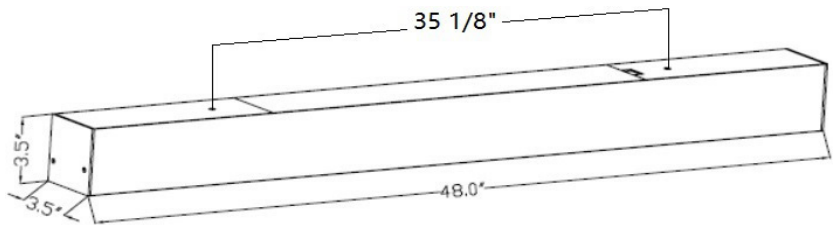
WM - Wall Mount (L-Bracket)

Options:

Standard Brushed Aluminum Finished

EM - Emergency Battery Backup

DIMENSIONS:



Manufactured in the USA

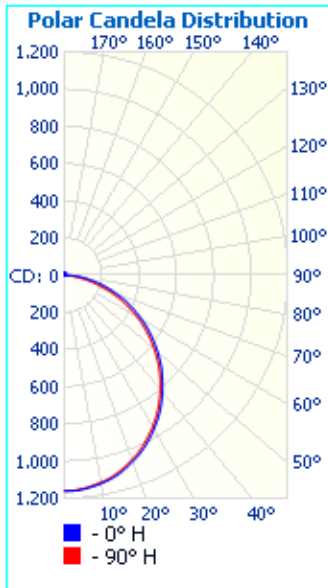
Toll Free **888-511-7780** • www.inspeXtor.com



PHOTOMETRICS:

MHTi-CUBE-SC-4-28E

Luminaire Output: 3,254 lumens, 28 Watts



	Center Beam fc	Beam Width	
1.5ft	517 fc	4.1 ft	4.1 ft
3.0ft	129 fc	8.2 ft	8.3 ft
4.5ft	57.5 fc	12.3 ft	12.4 ft
6.0ft	32.3 fc	16.4 ft	16.5 ft
7.5ft	20.7 fc	20.5 ft	20.7 ft
9.0ft	14.4 fc	24.5 ft	24.8 ft

■ Vert. Spread: 107.5°
■ Horiz. Spread: 108.1°

FIXTURE PERFORMANCE:

MODEL	MAX WATTAGE	LUMEN
MHTi-CUBE-SC-4-28E-35K	28W	3,200
MHTi-CUBE-SC-8-48E-35K	48W	5,500

SPECIFICATIONS

Housing: Extruded Brushed Aluminum Housing

Reflector: Frosted White Acrylic Low Glare Diffuser

Electrical: Integrated PoE Low Voltage Driver Node. Optional Integrated Sensor and Emergency Battery Backup.

Mounting: Standard 3FT Aircraft Cable for Suspended Mount

Warranty: 10-Year Warranty

Initial Delivered Lumens: 2,800 - 5,600 Lumens

Max Input Power: 28W/48W

CRI: > 80

CCT: 3000K/3500K/4000K/5000K/
Tunable (3000K to 5000K)


L70 Lifetime: >75,000 Hours

Rated Lifespan: >100,000 Hours

Dimensions:

CUBE-SC-4: 48" x 3.5" x 3.5"

CUBE-SC-8: 96" x 3.5" x 3.5"



- All Products are ETL Listed and Assembled in ISO9000/1 Certified US Facility
- Fixtures carry a limited 10-year Warranty (See Warranty Terms and Conditions)
- Every Product is Quality Tested and Inspected Prior to Shipment
- Proudly Manufactured in the USA

inspextor Plant Operations

1961 Richmond Terrace
Staten Island, New York 10302
Tel: (718) 524-4370
Fax: (718) 524-4390

West Coast Operations

2285 Michael Faraday Drive
Suite 10
San Diego, California 92154
Tel: (619) 661-0600

www.inspextor.com

888-511-7780

Rev Date: June 2019