



mhtlighting

illuminating PoE technology

MHTL-RW

LED ROADWAY SERIES

FEATURES

- Fits O.D. Ø2"-2.36" Round Pole
- High Performance Acrylic Optical Lens - Type III/V
- Tool-less Entry for Easy Installation and Maintenance
- 6kV Surge Protection - Optional 20kV
- 0-10V Dimming Driver

GENERAL INFORMATION

Applications Street Lighting / Intersections / Parking Lots / Public Areas

Warranty 10-Year Warranty

Construction Die Cast Aluminum Housing (Grey)
Thermoset Polyester, UV Resistant Powder Coating

Certifications



PRODUCT DATA

Universal Input Voltage 120 - 277V

Optional Input Voltage 347V/480V

Power Factor > 0.95 @277V

Mounting Multiple Mounting Options

Lumens 24,000 Lumens

Max Input Power 215W

CRI > 75

CCT 3000K/4000K/5000K

L70 > 80,000 Hours

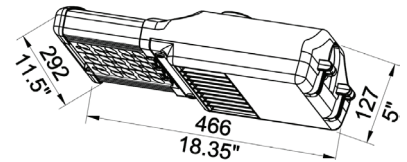
Rated Lifespan > 100,000 Hours

THD < 10% @277V

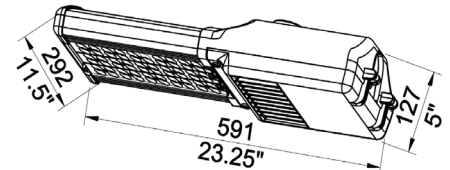


DIMENSIONS

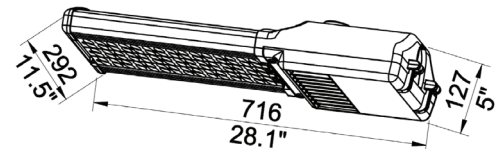
48W/72W



98W/120W/137W



150W/187W/215W



FIXTURE PERFORMANCE

Model	Input Power	Lumens	Dimensions	EPA at 0° (ft²)
MHTL-RW-48E-4K-U	48W	5,300	18.3" x 11.5" x 5"	1.3
MHTL-RW-72E-4K-U	72W	8,000	18.3" x 11.5" x 5"	1.3
MHTL-RW-98E-4K-U	98W	11,000	23.2" x 11.5" x 5"	1.7
MHTL-RW-120E-4K-U	120W	13,000	23.2" x 11.5" x 5"	1.7
MHTL-RW-137E-4K-U	137W	15,000	23.2" x 11.5" x 5"	1.7
MHTL-RW-150E-4K-U	150W	16,500	28.1" x 11.5" x 5"	2.1
MHTL-RW-187E-4K-U	187W	20,500	28.1" x 11.5" x 5"	2.1
MHTL-RW-215E-4K-U	215W	24,000	28.1" x 11.5" x 5"	2.1

ORDERING INFO: Sample Code - MHTL-RW-

Series	Wattage	Color Temperatures	Input Voltage	Distribution	Options
MHTL-RW	E				
MHTL-RW	48 72 98 120 137 150 187 215	3K=3000K 4K=4000K 5K=5000K	U=120-277V 347=347V 480=480V	T3=Type III T5=Type V	PR3=3-pin Photocell Receptacle PR7=7-pin Photocell Receptacle PC3=3-pin Photocell PC7=7-pin Photocell SC=Shorting Cap BLS=Back Light Shield SPD=20kV Surge Protective Device OS-On/Off=On/Off Motion Sensor OS-Dim=Dimming Motion Sensor (See "Smart" Series for Details)