



**mhtlighting**  
illuminating PoE technology





## MHTL-CUBE-L

### LED LINEAR SUSPENDED SERIES

#### FEATURES

- Available in Direct/Indirect Lighting
- Full Even Illumination Across Diffuser
- Advanced Optical Film to Optimize Efficiency
- Standard in 4-foot or 8-foot Housing Size - Custom Length Available
- Standard 3ft Steel Cable Mount - Custom length Available

#### GENERAL INFORMATION

Applications	Corporate Campus / Data Center / Education / Healthcare / Retail
Warranty	10-Year Warranty
Construction	Matte White Extruded Aluminum - No Visible Hardware Magnetic Aluminum End Caps Frosted PC Diffuser with Optional Louver Add-on - Low Glare
Certifications	 

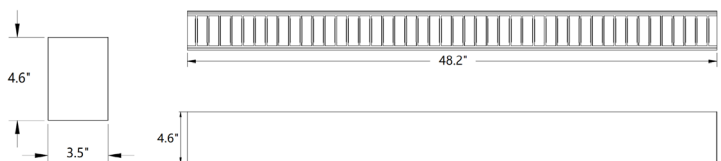
#### PRODUCT DATA

Universal Input Voltage	120-277V
Power Factor	> 0.95 @ 277V
Mounting	Suspended
Lumens	Up to 1,000/ft
CRI	> 83
CCT	3500-5000
L70	> 100,000 Hours
Rated Lifespan	> 150,000 Hours
THD	< 10% @ 277V

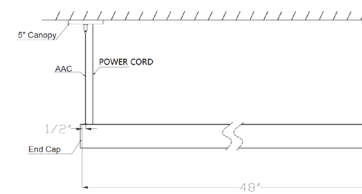
#### ORDERING INFO: Sample Code - MHTL-CUBE-L

Series	Size	Direct Light	Indirect Light	Color Temperature	Options
MHTL-CUBE-L					
MHTL-CUBE-L	4FT 6FT 8FT Custom Size	600 lm/ft 700 lm/ft 800 lm/ft 900 lm/ft	300 lm/ft 400 lm/ft 500 lm/ft None	3K=3000K 35K=3500K 4K=4000K 5K=5000K AT=2700K to 5700K	LOUVER=Louver EM=Emergency Backup OS=Motion Sensor CR=Continuous Row (Specify Length)

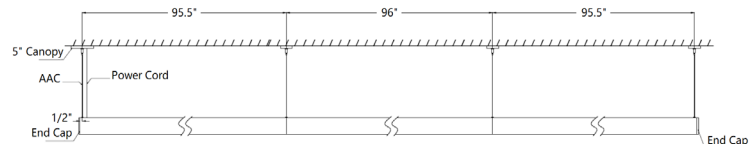
#### DIMENSIONS



Suspended Mount Side View



Continuous Run Side View



#### FIXTURE PERFORMANCE

Model	Size/CCT/CRI	Direct Light (lm/ft)	Indirect Light (lm/ft)	Dimensions
MHTL-CUBE-L-4FT	4FT/3500K/83	600/800/1000	300/400/500	48.2" x 3.5" x 4.6"
MHTL-CUBE-L-6FT	6FT/3500K/83	600/800/1000	300/400/500	72.2" x 3.5" x 4.6"
MHTL-CUBE-L-8FT	8FT/3500K/83	600/800/1000	300/400/500	96.2" x 3.5" x 4.6"